

Scaled data based on original data using
LM-79-08 Approved Method: Electrical and Photometric Measurements of Solid-
State Lighting Products

Test Report Prepared for
Cooper Lighting Solutions
(formerly Eaton)

Brand: McGRAW-EDISON

Report Number: P386751

Luminaire Tested: **GWC-SA2C-722-U-SL3**

Issue Date: 3/3/2020

Test Information

Test Method: LM-79-08
Report Number: P386751
TEST IS SCALED FROM IESNA LM-79-08 TEST DATA (G2-1903-205-22)
Test Lab: INNOVATION CENTER
Issue Date: 3/3/2020
Manufacturer: COOPER LIGHTING SOLUTIONS (FORMERLY EATON)
Product Line: MCGRAW-EDISON
Catalog Number: GWC-SA2C-722-U-SL3
Description: GALLEON WALL LUMINAIRE
(2) 70 CRI, 2200K, 1050mA LIGHTSQUARES WITH 16 LEDS EACH AND TYPE III
SPILL LIGHT ELIMINATOR OPTICS
Light Source: -
Ballast/Driver: ELECTRONIC DRIVER

Summary

Lumens per Lamp: N/A
Luminaire Lumens: 10853 lumens
Efficiency: N/A
Efficacy: 97.8 lumens/watt
Luminous Opening: Rectangular (W 1' x L: 0.5' x H: 0')
IES Classification: Type III - Medium
BUG Rating: B2 - U0 - G3

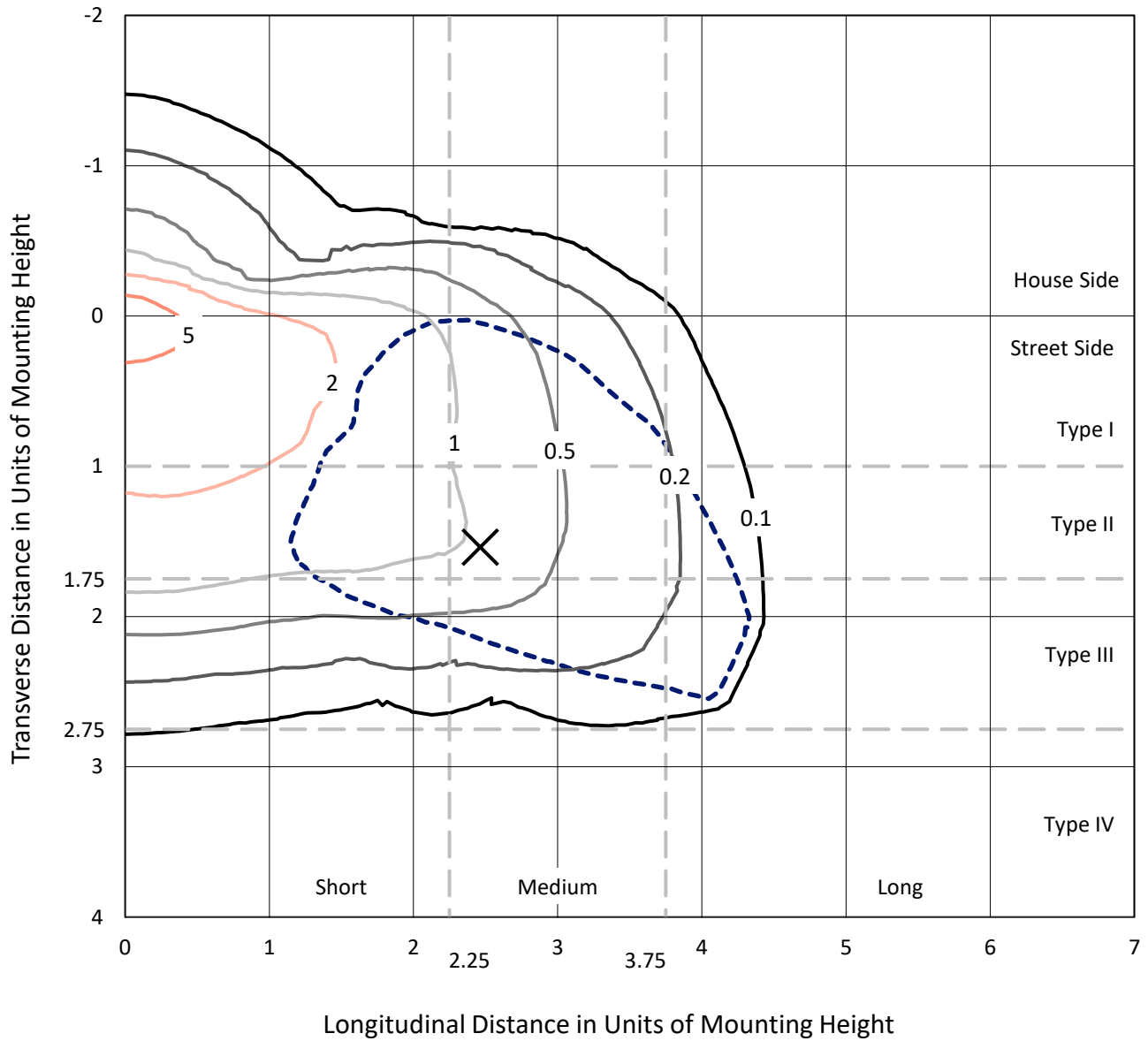
Input Watts (W): 111
Input Voltage (V): NR
Input Current (A_{in}): NR
Voltage Rise (V): NR
Power Factor: NR
Total Harmonic Distortion (THDi): NR
Frequency (hertz): 60
Stabilization Time: NR
Operation Time: NR
Ambient Temperature (°C): NR
Test Distance: 24 FT



REPORT NUMBER: P386751
 CATALOG NUMBER: GWC-SA2C-722-U-SL3

Iso-Footcandle Lines of Horizontal Illumination

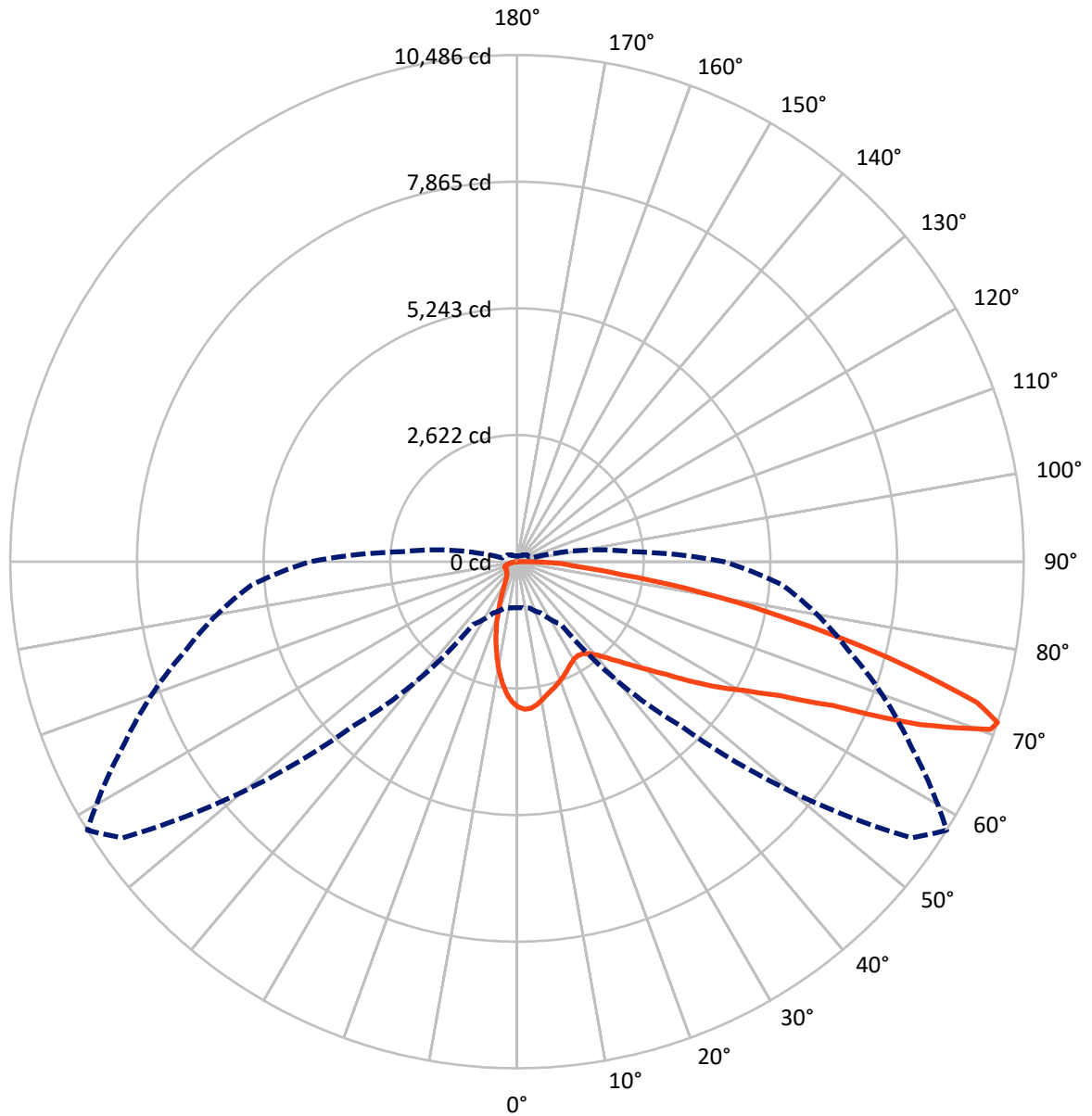
✕ Max cd
 - - - 1/2 Max cd



Based on 20 foot mounting height. Maximum calculated value = 7.5 fc
 Type III - Medium - N/A

REPORT NUMBER: P386751
CATALOG NUMBER: GWC-SA2C-722-U-SL3

Luminous Intensity Polar Plot



— Vertical Plane Through 58-Deg Lateral - - - Horizontal Cone Through 71-Deg Vertical

REPORT NUMBER: P386751

CATALOG NUMBER: GWC-SA2C-722-U-SL3

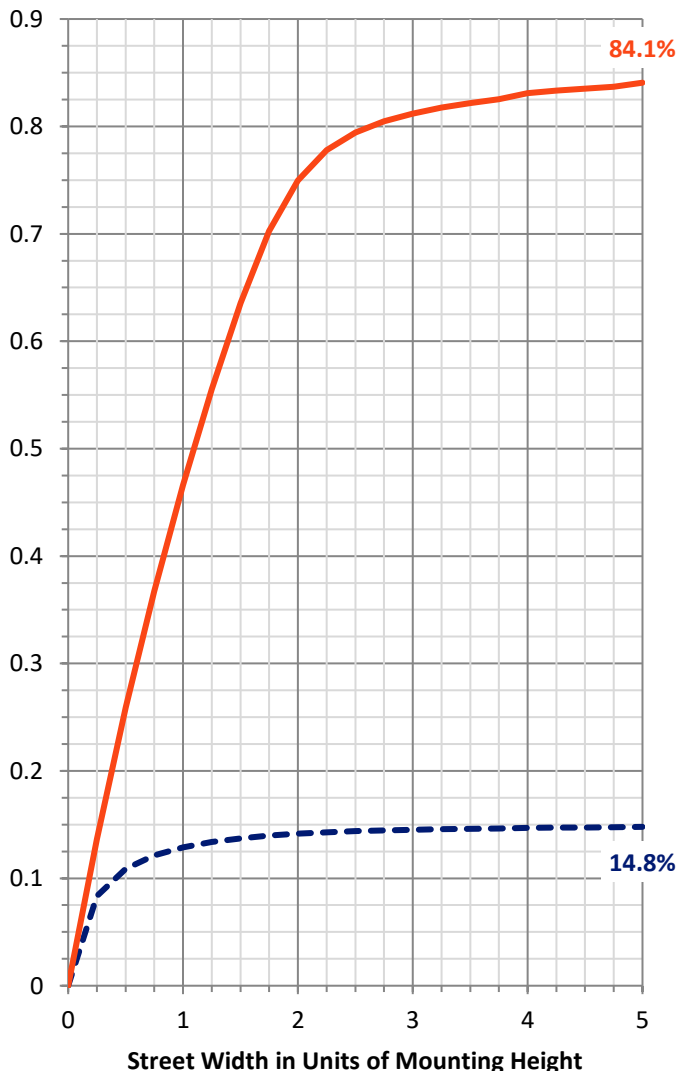
FLUX DISTRIBUTION:

		Downward	Upward	Total
House Side	Lumens	1622.6	0.0	1622.6
	% Fixture	15.0	0.0	15.0
Street Side	Lumens	9230.4	0.0	9230.4
	% Fixture	85.0	0.0	85.0
Total	Lumens	10853.0	0.0	10853.0
	% Fixture	100.0	0.0	100.0

ZONAL LUMENS:

Zone	Lumens	% Fixture
0°-10°	259.4	2.4
10°-20°	576.8	5.3
20°-30°	733.1	6.8
30°-40°	933.8	8.6
40°-50°	1324.2	12.2
50°-60°	2049.3	18.9
60°-70°	2789.8	25.7
70°-80°	1861.1	17.1
80°-90°	325.4	3.0
90°-100°	0.0	0.0
100°-110°	0.0	0.0
110°-120°	0.0	0.0
120°-130°	0.0	0.0
130°-140°	0.0	0.0
140°-150°	0.0	0.0
150°-160°	0.0	0.0
160°-170°	0.0	0.0
170°-180°	0.0	0.0
0°-90°	10853.0	100.0
0°-180°	10853.0	100.0

Coefficient of Utilization



REPORT NUMBER: P386751

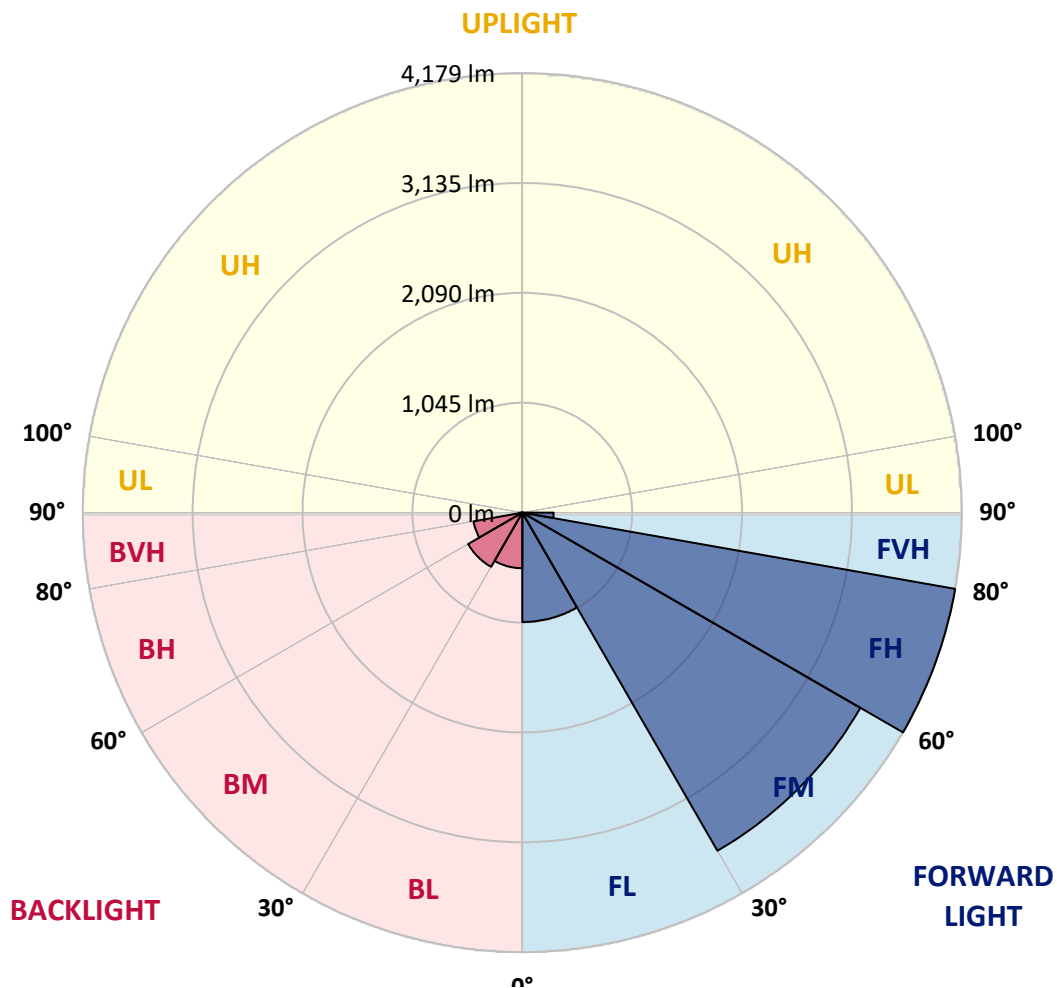
CATALOG NUMBER: GWC-SA2C-722-U-SL3

LUMINAIRE CLASSIFICATION SYSTEM LUMEN TABLE AND BUG RATING:

Zone	Lumens	% Fixture	Zone Rating/Lumen Limit		
			B	U	G
FL (0°-30°)	1040.4	9.6			
FM (30°-60°)	3712.2	34.2			
FH (60°-80°)	4179.4	38.5			G2/5000
FVH (80°-90°)	298.4	2.7			G3/500
BL (0°-30°)	528.9	4.9	B2/1000		
BM (30°-60°)	595.1	5.5	B1/1000		
BH (60°-80°)	471.6	4.3	B1/500		G1/500
BVH (80°-90°)	27.0	0.2			G1/100
UL (90°-100°)	0.0	0.0		U0/0	
UH (100°-180°)	0.0	0.0		U0/0	

BUG Rating: B2-U0-G3

Type III Medium





REPORT NUMBER: P386751

CATALOG NUMBER: GWC-SA2C-722-U-SL3

CANDELA DISTRIBUTION (FULL):

	0°	5°	15°	25°	35°	45°	55°	58°	65°	75°	85°
0°	3007.0	3007.0	3007.0	3007.0	3007.0	3007.0	3007.0	3007.0	3007.0	3007.0	3007.0
2.5°	3086.8	3082.6	3084.1	3081.1	3073.9	3066.7	3056.2	3058.0	3043.3	3021.4	2994.2
5°	3028.6	3027.0	3038.4	3044.8	3050.1	3045.9	3042.9	3046.7	3025.2	2994.9	2947.7
7.5°	2906.4	2889.8	2904.2	2925.7	2946.1	2961.6	2982.1	2984.7	2971.1	2939.3	2877.3
10°	2732.9	2717.0	2738.2	2771.9	2812.7	2849.7	2890.9	2898.5	2901.2	2872.4	2797.2
12.5°	2553.0	2540.9	2562.0	2609.3	2677.0	2734.1	2799.8	2811.2	2834.6	2815.3	2723.1
15°	2391.9	2387.4	2413.1	2459.6	2537.5	2624.8	2719.7	2740.5	2780.2	2773.7	2665.2
17.5°	2252.8	2251.7	2271.3	2320.1	2406.3	2516.7	2639.9	2675.1	2734.1	2741.6	2617.6
20°	2149.2	2146.9	2160.6	2196.5	2285.3	2410.4	2553.7	2602.1	2687.2	2713.6	2568.5
22.5°	2093.6	2093.3	2093.6	2110.7	2183.2	2299.7	2469.8	2528.8	2641.4	2691.3	2514.0
25°	2084.2	2083.1	2074.7	2072.8	2114.1	2207.1	2386.6	2451.7	2598.0	2675.8	2462.2
27.5°	2108.8	2110.3	2099.3	2081.5	2089.9	2146.2	2314.4	2384.0	2563.2	2672.8	2426.3
30°	2159.8	2159.0	2149.6	2131.1	2114.8	2123.5	2263.0	2332.6	2539.7	2686.0	2401.7
32.5°	2216.1	2220.3	2218.4	2208.2	2184.0	2149.2	2247.5	2315.6	2532.9	2717.8	2391.2
35°	2283.8	2288.3	2301.9	2309.9	2281.5	2225.6	2280.8	2339.7	2552.6	2777.5	2408.2
37.5°	2348.1	2359.8	2398.0	2431.6	2407.4	2345.0	2369.2	2411.2	2613.5	2871.7	2453.9
40°	2422.2	2432.4	2494.7	2566.2	2562.4	2497.8	2511.8	2539.7	2720.8	3006.6	2536.7
42.5°	2495.1	2515.5	2605.9	2707.2	2736.3	2679.2	2701.5	2716.3	2872.0	3185.4	2681.1
45°	2592.3	2614.2	2739.7	2861.8	2929.9	2897.8	2933.3	2939.0	3062.2	3428.9	2890.9
47.5°	2739.3	2764.3	2910.6	3038.8	3142.7	3146.1	3204.7	3202.5	3299.6	3707.5	3155.2
50°	2968.4	3004.4	3124.2	3244.0	3370.3	3440.6	3518.9	3507.9	3584.3	4004.3	3459.5
52.5°	3268.6	3285.3	3374.1	3462.6	3619.4	3777.1	3889.4	3879.5	3907.1	4309.4	3805.1
55°	3579.8	3592.2	3628.9	3677.3	3888.2	4145.3	4382.7	4367.2	4297.3	4626.2	4146.4
57.5°	3859.5	3884.8	3910.2	3930.2	4158.9	4530.2	4887.4	4888.6	4720.7	4967.9	4499.2
60°	3903.0	3925.3	4092.8	4250.8	4622.0	5043.6	5427.7	5416.3	5158.9	5338.8	4892.3
62.5°	3450.1	3500.4	3780.1	4200.5	5068.1	5982.6	6116.8	6102.9	5682.8	5795.9	5350.2
65°	2472.4	2529.5	2867.1	3498.8	4851.9	7017.4	7360.6	7172.4	6397.4	6358.0	5886.2
67.5°	1426.4	1440.0	1586.3	2093.6	3694.3	7071.4	9258.1	8994.6	7506.9	6995.8	6148.6
70°	1054.8	1054.4	1089.2	1288.4	1999.1	5771.3	10160.5	10396.7	8675.1	7205.6	5777.7
71°	953.8	955.0	993.9	1172.7	1583.3	4830.7	9968.8	10486.0	8982.8	7102.0	5509.3
72.5°	815.8	819.6	873.7	1051.7	1331.9	3331.4	9143.1	9950.6	9128.8	6846.5	5089.3
75°	618.9	627.6	702.4	886.5	1217.3	1689.5	6710.4	7945.8	8109.5	6041.2	3781.6
77.5°	441.6	451.4	536.1	745.5	1157.2	1273.3	4493.9	5795.9	5967.9	3871.6	1705.8
80°	279.0	290.7	354.6	593.2	1087.3	1209.0	2824.0	3895.8	3254.3	1238.9	434.0
82.5°	163.7	172.8	220.0	387.5	888.0	1164.4	1661.5	2159.4	1266.5	374.3	197.3
85°	94.9	99.0	137.2	246.9	645.0	1099.0	1220.7	1207.1	549.7	183.0	93.4
87.5°	44.2	49.1	81.3	128.9	358.0	796.6	964.8	833.6	341.8	85.8	43.9
90°	0.0	0.0	0.0	0.0	0.0	0.0	0.0	0.0	0.0	0.0	0.0



REPORT NUMBER: P386751
 CATALOG NUMBER: GWC-SA2C-722-U-SL3

CANDELA DISTRIBUTION (continued):

	90°	95°	105°	115°	125°	135°	145°	155°	165°	175°	180°
0°	3007.0	3007.0	3007.0	3007.0	3007.0	3007.0	3007.0	3007.0	3007.0	3007.0	3007.0
2.5°	2980.9	2974.5	2947.7	2923.8	2898.9	2866.4	2830.5	2825.9	2804.0	2808.2	2800.6
5°	2921.9	2905.7	2841.0	2782.4	2713.3	2651.3	2584.0	2553.0	2508.4	2505.3	2494.0
7.5°	2837.6	2807.4	2707.2	2596.1	2484.9	2379.1	2274.3	2205.5	2135.2	2105.4	2102.7
10°	2742.7	2691.3	2543.9	2379.4	2219.2	2064.5	1914.8	1804.1	1704.2	1657.0	1655.1
12.5°	2652.8	2576.8	2374.5	2150.7	1931.5	1731.1	1525.8	1380.3	1255.1	1213.2	1195.4
15°	2576.4	2469.4	2209.7	1923.5	1657.4	1379.1	1145.5	992.4	876.7	836.6	829.1
17.5°	2502.3	2364.7	2040.7	1694.0	1372.3	1066.5	832.5	718.7	657.1	640.8	640.4
20°	2428.6	2257.0	1864.2	1459.3	1096.7	797.7	640.0	589.0	568.2	566.3	563.3
22.5°	2345.0	2142.8	1678.5	1223.7	855.9	627.2	544.0	523.6	521.0	527.8	527.8
25°	2266.8	2029.4	1490.3	993.1	665.7	523.2	485.8	481.6	488.8	500.9	502.0
27.5°	2193.8	1920.1	1306.5	788.2	533.4	460.8	445.3	450.3	463.1	477.1	477.5
30°	2133.7	1816.9	1128.1	621.1	450.6	414.3	411.7	421.5	435.5	446.5	449.1
32.5°	2087.2	1728.8	955.7	499.4	396.6	379.6	381.8	390.1	398.8	404.9	409.0
35°	2065.7	1653.2	796.6	421.1	362.2	352.7	355.7	360.3	364.1	368.6	372.0
37.5°	2069.4	1594.6	654.4	372.4	339.1	334.2	334.2	334.2	334.2	336.5	336.8
40°	2104.6	1561.0	538.7	341.4	323.6	318.3	314.2	310.4	307.4	308.9	308.1
42.5°	2194.6	1557.9	454.0	321.7	311.1	302.4	294.1	288.8	285.0	286.6	287.3
45°	2347.3	1595.7	397.0	307.7	299.4	286.2	275.6	269.9	267.3	272.2	273.0
47.5°	2545.0	1678.2	362.2	297.5	288.5	271.1	259.7	254.4	255.2	262.4	264.3
50°	2799.8	1812.0	345.5	291.1	280.9	258.2	246.5	242.0	244.2	254.4	256.7
52.5°	3079.6	2004.8	347.4	289.2	276.0	248.8	236.3	231.0	234.8	244.2	246.1
55°	3402.4	2236.5	378.8	291.9	268.8	242.7	228.0	218.9	221.9	230.6	232.1
57.5°	3761.2	2501.9	441.9	291.1	259.7	237.0	219.3	205.7	207.9	213.2	214.7
60°	4134.7	2822.5	539.9	293.4	255.6	230.2	207.5	190.5	189.8	194.3	195.1
62.5°	4583.1	3193.4	651.8	294.9	258.2	221.5	192.0	175.4	173.1	174.3	175.0
65°	5045.1	3461.8	609.8	288.8	266.5	214.4	178.4	160.7	156.5	155.8	156.1
67.5°	5059.4	3174.1	427.6	276.7	269.9	210.6	168.2	148.2	141.4	138.7	138.4
70°	4537.4	2578.7	333.1	263.9	256.3	204.5	158.8	138.0	127.8	123.6	123.2
71°	4282.5	2373.8	315.7	257.5	246.1	198.5	154.6	133.5	122.9	118.3	117.6
72.5°	3882.9	2128.0	294.5	247.2	226.5	183.0	146.7	127.0	116.1	110.8	109.6
75°	2786.6	1391.6	252.9	220.4	187.5	145.9	128.5	114.2	104.7	98.3	97.5
77.5°	1073.7	553.8	191.3	183.4	143.7	114.2	105.9	98.7	91.9	85.4	85.1
80°	331.9	247.6	139.5	138.0	104.0	85.1	82.4	80.5	77.9	71.1	69.6
82.5°	177.3	142.1	96.0	89.2	68.0	56.7	59.7	60.5	60.9	53.7	52.9
85°	84.7	75.2	54.1	50.7	39.7	31.8	36.7	39.7	40.1	32.9	30.6
87.5°	40.5	39.3	25.3	19.3	14.7	10.6	12.9	15.9	17.4	12.5	11.0
90°	0.0	0.0	0.0	0.0	0.0	0.0	0.0	0.0	0.0	0.0	0.0

Signify Classified - Internal
Cooper Lighting Solutions Photometric Lab
1121 Highway 74 South
Peachtree City, GA 30269

Scaled Data Report



Report Generated By 670245982

Signify Classified - Internal
Cooper Lighting Solutions Photometric Lab
1121 Highway 74 South
Peachtree City, GA 30269

Scaled Data Report



Signify Classified - Internal
Cooper Lighting Solutions Photometric Lab
1121 Highway 74 South
Peachtree City, GA 30269

Scaled Data Report



Signify Classified - Internal
Cooper Lighting Solutions Photometric Lab
1121 Highway 74 South
Peachtree City, GA 30269

Scaled Data Report





--- HS — SS

Signify Classified - Internal
Cooper Lighting Solutions Photometric Lab
1121 Highway 74 South
Peachtree City, GA 30269

Scaled Data Report



u

Signify Classified - Internal
Cooper Lighting Solutions Photometric Lab
1121 Highway 74 South
Peachtree City, GA 30269

Scaled Data Report



Signify Classified - Internal
Cooper Lighting Solutions Photometric Lab
1121 Highway 74 South
Peachtree City, GA 30269

Scaled Data Report



(END OF REPORT)